

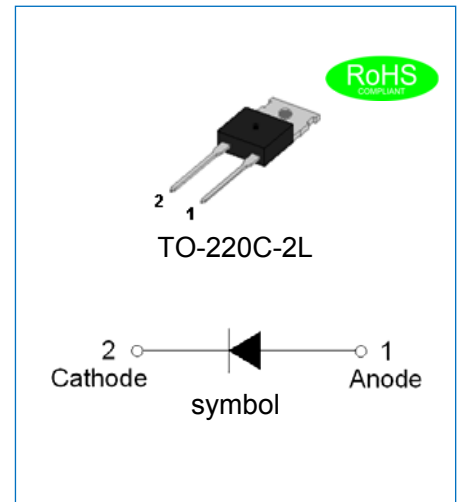


## GP2506~GP2520 GENERAL PURPOSE RECTIFIER

Rev.2.5

### DESCRIPTION:

- ✧ Plastic package has underwriters laboratories flammability classification 94V-0
- ✧ Glass passivated chip junction
- ✧ Lead free in compliance with EU RoHS 2011/65/EU directive



### MECHANICAL DATA

- ✧ Case: TO-220C-2L, molded plastic over passivated junction
- ✧ Terminals: Solder plated, solderable per J-STD-002
- ✧ Polarity: Pin 2 denotes cathode end
- ✧ Weight: 2.04 gram

### ABSOLUTE MAXIMUM RATING AND ELECTRICAL CHARACTERISTICS

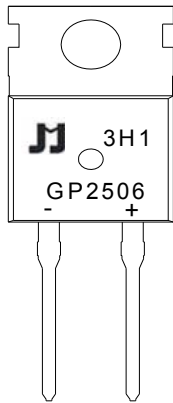
(Rating at 25°C ambient temperature unless otherwise specified.)

Parameter	Symbol	GP2506	GP2508	GP2510	GP2512	GP2516	GP2520	Unit
Maximum repetitive peak reverse voltage	$V_{RRM}$	600	800	1000	1200	1600	2000	V
Maximum RMS voltage	$V_{RMS}$	420	560	700	840	1120	1400	V
Maximum DC blocking voltage	$V_{DC}$	600	800	1000	1200	1600	2000	V
Maximum average forward current at $T_L=100^\circ\text{C}$	$I_{F(AV)}$	25						A
Peak forward surge current: 8.3ms single half sine-wave superimposed on rated load (JEDEC method)	$I_{FSM}$	350			300			A
Maximum forward voltage @ $I_F=25\text{A}$	$V_F$	1.2						V
Maximum DC reverse current at rated DC blocking voltage	$T_j=25^\circ\text{C}$	5						$\mu\text{A}$
	$T_j=150^\circ\text{C}$	1						$\text{mA}$
Typical junction capacitance $V_R=4.0\text{V}$ , $f=1\text{MHz}$	$C_J$	130			90	110		$\text{pF}$
Operating junction and storage temperature range	$T_J, T_{STG}$	-55 to +150						$^\circ\text{C}$

**THERMAL RESISTANCES**

Symbol	Parameter	GP2506	GP2508	GP2510	GP2512	GP2516	GP2520	Unit
$R_{th(j-c)}$	Junction to case	4						$^{\circ}C/W$

**MARKING**



G	General Purpose Rectifier
P	Pin
25	$I_{F(AV)}=25A$
06	$V_{RRM}:600V$

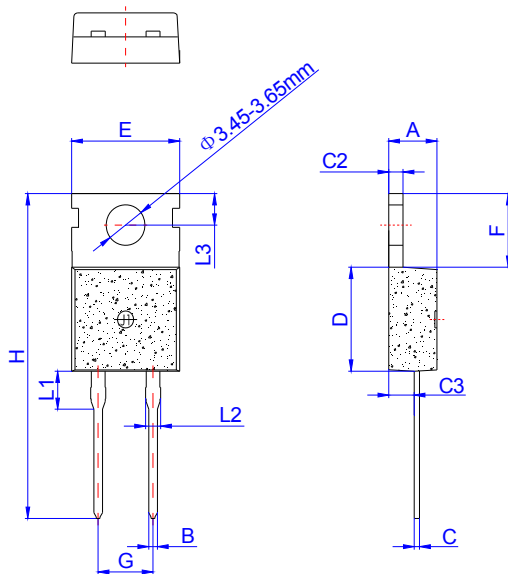
$xH1$ : Month, 1、2、3 ~ 9、A、B、C

$3x1$ :

2018	2019	2020	2021	2022	2023	2024
H	I	J	K	L	M	N
2025	2026	2027	2028	2029	2030	...
O	P	Q	R	S	T	...

$3Hx$ : Batch number

**PACKAGE MECHANICAL DATA**

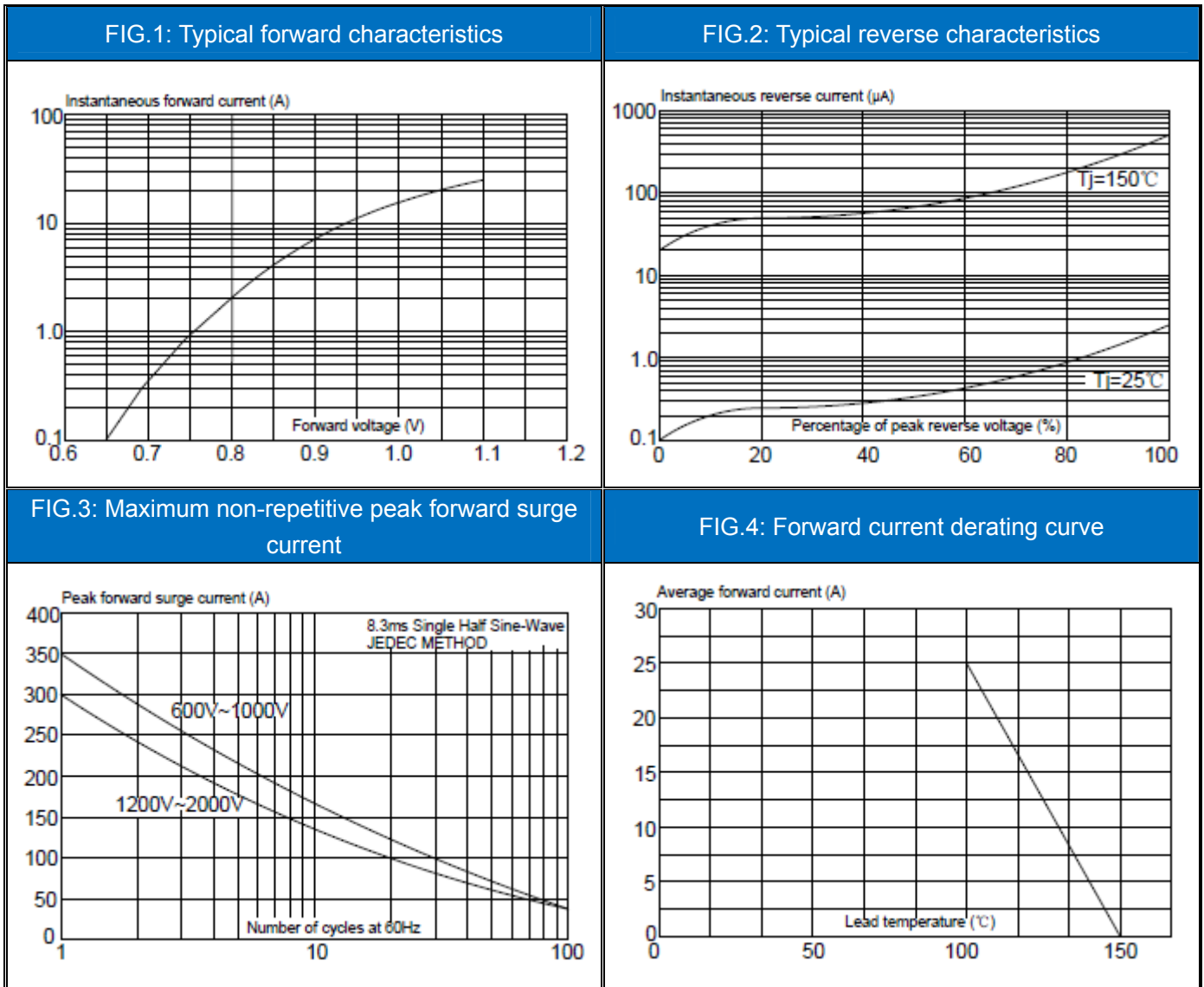


Ref.	Dimensions					
	Millimeters			Inches		
	Min.	Typ.	Max.	Min.	Typ.	Max.
A	4.40		4.60	0.173		0.181
B	0.70		0.90	0.028		0.035
C	0.45		0.60	0.018		0.024
C2	1.23		1.32	0.048		0.052
C3	2.20		2.60	0.087		0.102
D	8.90		9.90	0.350		0.390
E	9.90		10.3	0.390		0.406
F	6.30		6.90	0.248		0.272
G		5.08			0.200	
H	28.0		29.8	1.102		1.173
L1		3.39			0.133	
L2	1.14		1.70	0.045		0.067
L3	2.65		2.95	0.104		0.116
Φ		3.6			0.142	

**PACKAGE INFORMATION-TO-220C-2L**

OUTLINE	UNIT WEIGHT (g/PCS) typ.	TUBE (PCS)	PER CARTON (PCS)
TUBE	2.04	50	5,000

CHARACTERISTICS CURVE



Information furnished in this document is believed to be accurate and reliable. However, Jiangsu JieJie Microelectronics Co.,Ltd assumes no responsibility for the consequences of use without consideration for such information nor use beyond it.

Information mentioned in this document is subject to change without notice, apart from that when an agreement is signed, Jiangsu JieJie complies with the agreement.

Products and information provided in this document have no infringement of patents. Jiangsu JieJie assumes no responsibility for any infringement of other rights of third parties which may result from the use of such products and information.

This document is the 2.5th version which is made in 20-July-2021. This document supersedes and replaces all information previously supplied.

 is a registered trademark of Jiangsu JieJie Microelectronics Co.,Ltd.

Copyright ©2021 Jiangsu JieJie Microelectronics Co.,Ltd. Printed All rights reserved.