

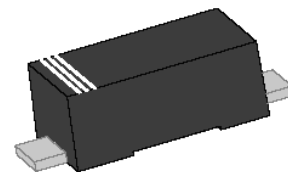


Zener Diodes with Surge Current Specification: BZD55CxxAU

Rev.1.4

FEATURE

- ✧ Silicon power zener diodes.
- ✧ Low zener impedance.
- ✧ 1000mW rating on FR-4 or FR-5 board.
- ✧ Voltage range includes breakdown voltages from 6.8V to 100V with $\pm 5\%$ for BZD55CxxAU series.
- ✧ Low profile surface-mount package.
- ✧ Zener and surge current specification.
- ✧ For use in stabilizing and clamping circuits with high power rating.
- ✧ AEC-Q101 qualified.



SOD-123FL



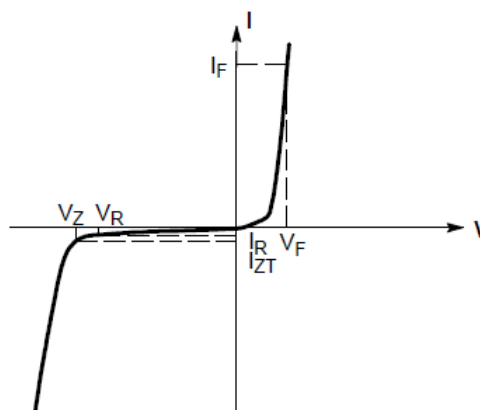
ABSOLUTE MAXIMUM RATINGS AND THERMAL CHARACTERISTICS

Parameter	Symbol	Max Value	Unit
Total power dissipation @ 75°C	P_D	1000	mW
Thermal resistance junction to ambient (Note1)	$R_{\theta JA}$	330	°C/W
Junction temperature	T_J	150	°C
Storage temperature range	T_S	-55 to+150	°C
Operating temperature range	T_{OP}	-55 to+150	°C
Peak pulse power dissipation at 10/1000 μ s waveform	P_{PP}	200	W

Note1: Device mounted on FR-4 PCB with minimum recommended pad layout

ELECTRICAL CHARACTERISTICS ($T_A=25^\circ\text{C}$)

Symbol	Parameter
V_Z	Reverse zener voltage at I_{ZT}
I_{ZT}	Reverse current
I_R	Reverse leakage current at V_R
V_R	Reverse voltage
I_F	Forward current
V_F	Forward voltage at I_F



Zener voltage regulator

MARKING



7W1: Device Marking Code

BZD55CxxAU ELECTRICAL CHARACTERISTICS ($T_A=25^\circ\text{C}$ unless otherwise noted)Maximum $V_F=1.2\text{V}$ at $I_F=200\text{mA}$

Type number	Zener voltage range at I_{zt}				Maximum zener impedance			Maximum reverse leakage current		Marking code
	Nom (Volts)	Min (Volts)	Max (Volts)	I_{zt} (mA)	Z_{zt} (Ω)	Z_{zk} (Ω)	I_{zk} (mA)	I_R (μA)	V_R (Volts)	
BZD55C6V8AU	6.8	6.46	7.14	37	3.5	500	1.0	5	4	7W1
BZD55C7V5AU	7.5	7.12	7.88	34	4.0	200	0.5	5	5	7X1
BZD55C8V2AU	8.2	7.79	8.61	31	4.5	200	0.5	5	6	7Y1
BZD55C9V1AU	9.1	8.65	9.56	28	5.0	700	0.5	5	5	ZXG
BZD55C10AU	10	9.5	10.5	25	7.0	700	0.25	5	7.5	ZXH
BZD55C11AU	11	10.5	11.6	23	8.0	700	0.25	4	8.2	ZXI
BZD55C12AU	12	11.4	12.6	21	9.0	700	0.25	3	9.1	ZXJ
BZD55C13AU	13	12.4	13.7	19	10	700	0.25	2	9.9	ZXK
BZD55C15AU	15	14.3	15.8	17	14	700	0.25	1	11.4	ZXL
BZD55C16AU	16	15.2	16.8	15.5	16	700	0.25	1	12.2	ZXM
BZD55C18AU	18	17.1	18.9	14	20	750	0.25	1	13.7	ZXN
BZD55C20AU	20	19	21	12.5	22	750	0.25	1	15.2	ZXO
BZD55C22AU	22	20.9	23.1	11.5	23	750	0.25	1	16.7	ZXP
BZD55C24AU	24	22.8	25.2	10.5	25	750	0.25	1	18.2	ZXQ
BZD55C27AU	27	25.7	28.4	9.5	35	750	0.25	1	20.6	ZXR
BZD55C30AU	30	28.5	31.5	8.5	40	1000	0.25	1	22.8	ZXS
BZD55C33AU	33	31.4	34.7	7.5	45	1000	0.25	1	25.1	ZXT
BZD55C36AU	36	34.2	37.8	7.0	50	1000	0.25	1	27.4	ZXU
BZD55C39AU	39	37.1	41.0	6.5	60	1000	0.25	1	29.7	ZXV
BZD55C43AU	43	40.9	45.2	6.0	70	1500	0.25	1	32.7	ZXW
BZD55C47AU	47	44.7	49.4	5.5	80	1500	0.25	1	35.8	ZXX
BZD55C51AU	51	48.5	53.6	5.0	95	1500	0.25	1	38.8	ZXY
BZD55C56AU	56	53.2	58.8	4.5	110	2000	0.25	1	42.6	ZMA
BZD55C62AU	62	58.9	65.1	4.0	125	2000	0.25	1	47.1	ZMB
BZD55C68AU	68	64.6	71.4	3.7	150	2000	0.25	1	51.7	ZMC
BZD55C75AU	75	71.3	78.8	3.3	175	2000	0.25	1	56.0	ZMD

BZD55CxxAU ELECTRICAL CHARACTERISTICS ($T_A=25^{\circ}\text{C}$ unless otherwise noted, continued)

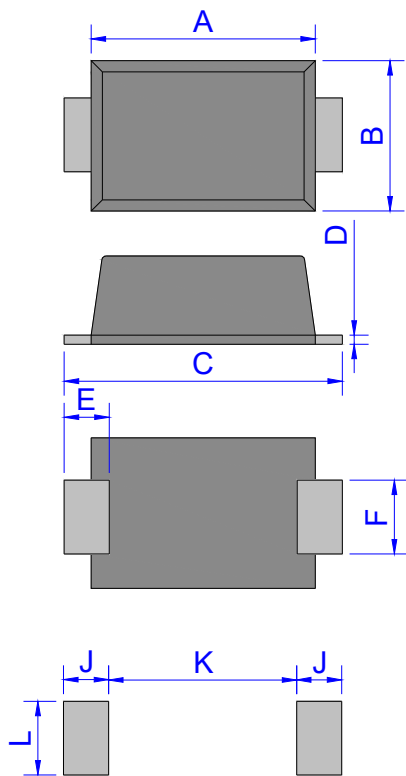
Maximum $V_F=1.2\text{V}$ at $I_F=200\text{mA}$

Type number	Zener voltage range at I_{zT}				Maximum zener impedance			Maximum reverse leakage current		Marking code
	Nom (Volts)	Min (Volts)	Max (Volts)	I_{zT} (mA)	Z_{zT} (Ω)	Z_{zK} (Ω)	I_{zK} (mA)	I_R (μA)	V_R (Volts)	
BZD55C82AU	82	77.9	86.1	3.0	200	3000	0.25	1	62.2	ZME
BZD55C91AU	91	86.5	95.6	2.8	250	3000	0.25	1	69.2	ZMF
BZD55C100AU	100	95	105	2.5	350	3000	0.25	1	76.0	ZMG

ORDERING INFORMATION

<p>BZD</p> <p>Zener Diode Series</p> <p>$P_D: 1000\text{mW}$</p>	<p>55</p>	<p>C</p> <p>C: 5% V_z Voltage tolerance</p>	<p>9V1</p> <p>Voltage: 9.1V</p>	<p>AU</p> <p>AEC-Q101 qualified</p>
--	------------------	---	--	--

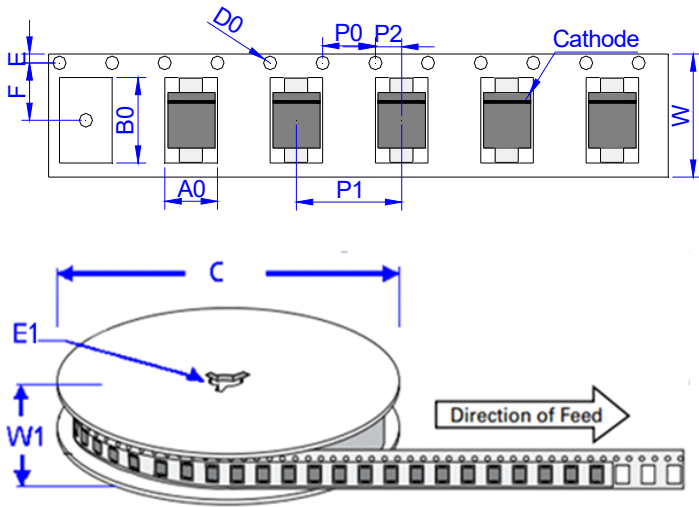
PACKAGE MECHANICAL DATA



SOD-123FL

Ref.	Dimensions			
	Millimeters		Inches	
	Min.	Max.	Min.	Max.
A	2.60	3.00	0.102	0.118
B	1.60	2.00	0.063	0.079
C	3.45	3.95	0.136	0.156
D	0.10	0.25	0.004	0.01
E	0.3	0.9	0.012	0.035
F	0.80	1.20	0.031	0.047
G	0.95	1.35	0.037	0.053
J	1.30		0.051	
K		1.70		0.067
L	1.30		0.051	

TAPE AND REEL SPECIFICATION-SOD-123FL



Ref.	Dimensions	
	Millimeters	Inches
A0	1.95 ± 0.3	0.077 ± 0.012
B0	3.95 ± 0.3	0.156 ± 0.012
C	178	7.0
D0	1.55 ± 0.1	0.061 ± 0.004
E	1.75 ± 0.2	0.069 ± 0.008
E1	13.3 ± 0.3	0.524 ± 0.012
F	3.50 ± 0.2	0.138 ± 0.008
P0	4.00 ± 0.2	0.157 ± 0.008
P1	4.00 ± 0.2	0.157 ± 0.008
P2	2.00 ± 0.2	0.079 ± 0.008
W	8.0 ± 0.2	0.315 ± 0.008
W1	11.5 ± 1.0	0.453 ± 0.039

PART No.	UNIT WEIGHT (g/PCS) typ.	REEL (PCS)	PER CARTON (PCS)	DESCRIPTION
BZD55CxxAU	0.0144	3,000	150,000	7 inch reel pack

RATINGS AND CHARACTERISTICS CURVES (T_A=25°C, unless otherwise noted)

Fig.1 Power dissipation vs lead temperature

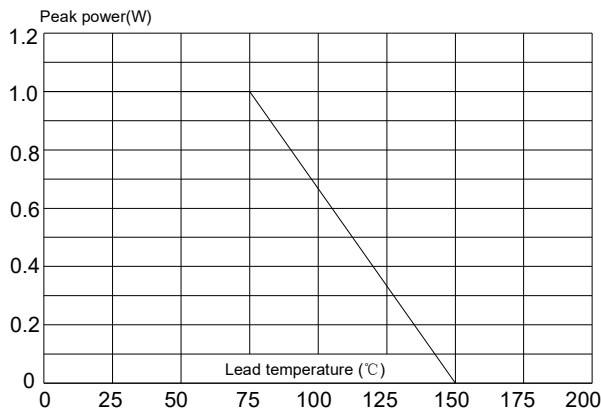


Fig.2 Zener breakdown characteristics

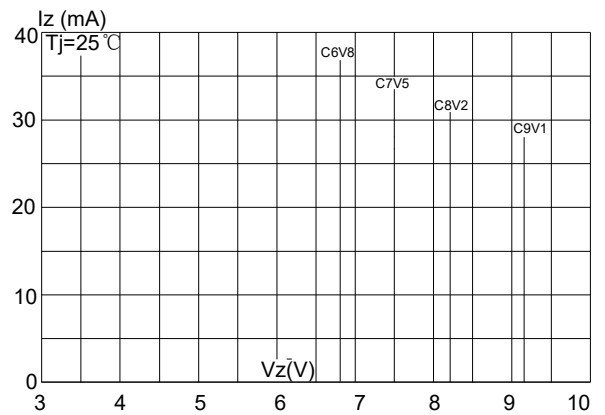


Fig.3 Zener breakdown characteristics

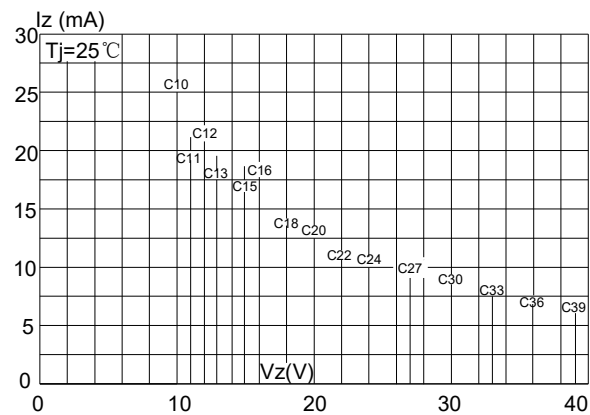
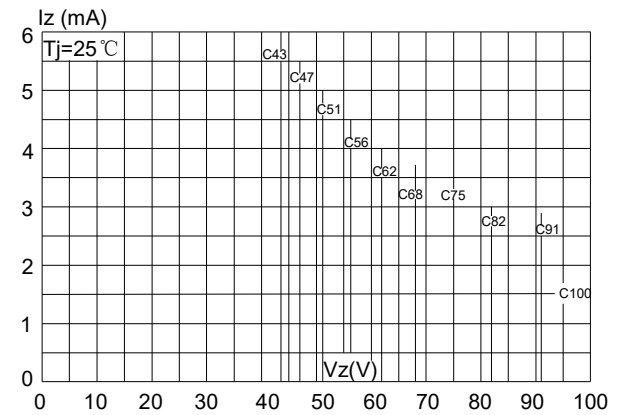


Fig.4 Zener breakdown characteristics




JieJie products are not designed for, and shall not be used for, any purpose (including, without limitation, automotive, military, aerospace, medical, life-saving, life-sustaining or nuclear facility applications, devices intended for surgical implant into the body, or any other application in which the failure or lack of desired operation of the product may result in personal injury, death, or property damage) other than those expressly set forth in applicable JieJie product documentation. Warranties granted by JieJie shall be deemed void for products used for any purpose not expressly set forth in applicable JieJie documentation. JieJie shall not be liable for any claims or damages arising out of products used in applications not expressly intended by JieJie as set forth in applicable JieJie documentation. The sale and use of JieJie products is subject to JieJie terms and conditions of sale, unless otherwise agreed by JieJie.

Information furnished in this document is believed to be accurate and reliable. However, Jiangsu JieJie Microelectronics Co., Ltd. assumes no responsibility for the consequences of use without consideration for such information nor use beyond it.

Information mentioned in this document is subject to change without notice, apart from that when an agreement is signed, Jiangsu JieJie complies with the agreement.

Products and information provided in this document have no infringement of patents. Jiangsu JieJie assumes no responsibility for any infringement of other rights of third parties which may result from the use of such products and information.

This document is the 1.4th version which is made in 17-Oct.-2023. This document supersedes and replaces all information previously supplied.

 is a registered trademark of Jiangsu JieJie Microelectronics Co., Ltd.

Copyright ©2023 Jiangsu JieJie Microelectronics Co., Ltd. Printed All rights reserved.