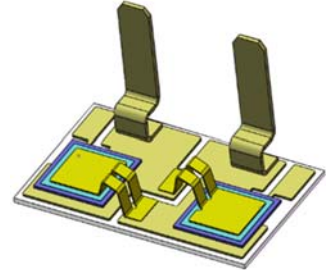


DBC056C/16KQ

Description

- 1) Components adopt vacuum welding to well control void and rated voltage up to 1600V.
- 2) A package of two inverse parallel SCRs.
- 3) Thyristor chips are welding on the ceramic copper clad laminate, products with high electricity ability, excellent heat dissipation ability.



Typical Application

Constant temperature system, CNC machine, remote control system, lighting control, power compensation and so on.

Absolute Maximum Ratings (Packaged into modules, unless otherwise specified, $T_{CASE}=25^{\circ}C$)

Parameter	Test Conditions	Symbol	Values	Unit
Operating junction temperature range		T_J	-40~+125	$^{\circ}C$
Repetitive peak off-state voltage	$T_J=25^{\circ}C$	V_{DRM}	1600	V
Repetitive peak reverse voltage	$T_J=25^{\circ}C$	V_{RRM}	1600	V
Non-repetitive peak off-state voltage	$T_J=25^{\circ}C$	V_{DSM}	1700	V
Non-repetitive peak reverse voltage	$T_J=25^{\circ}C$	V_{RSM}	1700	V
Average on-state current	$T_C=80^{\circ}C$	$I_{T(AV)}$	56	A
RMS on-state current	$T_C=80^{\circ}C$	$I_{T(RMS)}$	90	A
Non-repetitive surge peak on-state current	$t_P=10ms$	I_{TSM}	1120	A
I^2t value for fusing	$t_P=10ms$	I^2t	6200	A^2s
Critical rate of rise of on-state current	$I_G=2 \times I_{GT}$	di/dt	150	$A/\mu s$

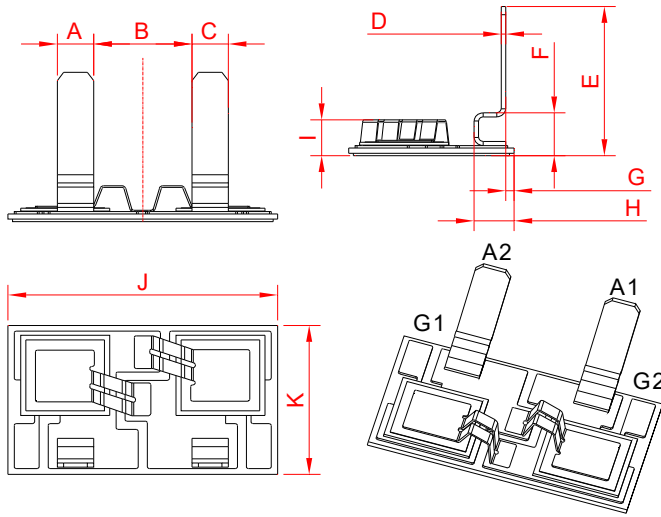
Electrical Characteristics (Packaged into modules, unless otherwise specified, $T_{CASE}=25^{\circ}C$)

Parameter	Test Conditions	Symbol	Values	Unit
Peak on-state voltage	$I_{TM}=168A, t_P=380\mu s$	V_{TM}	≤ 1.8	V
Repetitive peak off-state current	$V_D=V_{DRM}$			
	$T_C=25^{\circ}C$	I_{DRM1}	≤ 50	μA
	$T_C=125^{\circ}C$	I_{DRM2}	≤ 10	mA

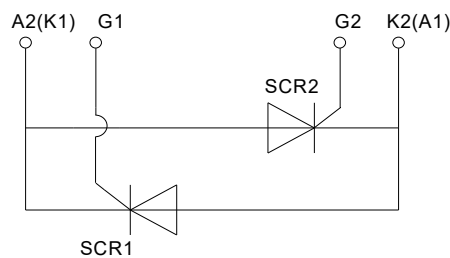
Repetitive peak reverse current	$V_R=V_{RRM}$ $T_C=25^\circ\text{C}$ $T_C=125^\circ\text{C}$	I_{RRM1} I_{RRM2}	≤ 50 ≤ 10	μA mA
Triggering gate current	$V_D=12\text{V}$ $R_L=30\Omega$	I_{GT}	10-80	mA
Latching current	$I_G=1.2 I_{GT}$	I_L	≤ 200	mA
Holding current	$I_T=1\text{A}$	I_H	≤ 150	mA
Triggering gate voltage	$V_D=12\text{V}$ $R_L=30\Omega$	V_{GT}	≤ 1.5	V
Non triggering gate voltage	$V_D=V_{DRM}$ $T_J=125^\circ\text{C}$	V_{GD}	≥ 0.25	V
Critical rate of rise of voltage	$V_D=2/3V_{DRM}$ $T_J=125^\circ\text{C}$ Gate Open	dv/dt	≥ 1000	$\text{V}/\mu\text{s}$

Mechanical Characteristics

Chip size	8.9mm×8.9mm
Module size	29.7mm×18.2mm
Terminal height	19.2mm
Solder composition and melting point of DBC	Solder composition: Pb92.5%Sn5%Ag2.5%; melting point>295℃.

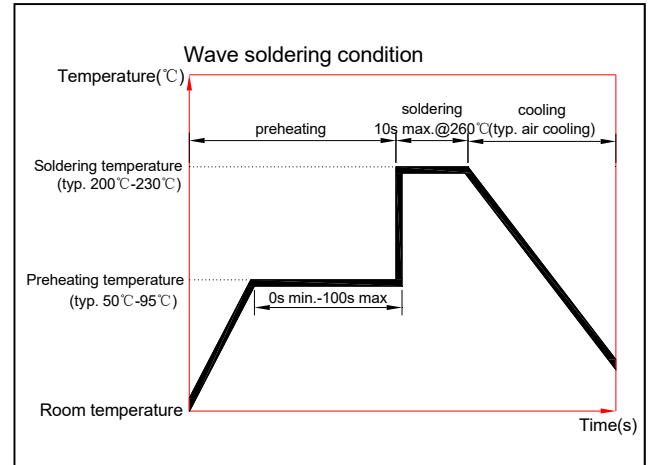

DBC056C/16KQ

Ref	Dimensions					
	Millimeters			Inches		
	Min	Typ	Max	Min	Typ	Max
A	3.7	4.0	4.3	0.146	0.157	0.169
B	10.3	10.8	11.3	0.406	0.425	0.445
C	3.7	4.0	4.3	0.146	0.157	0.169
D	0.2	0.5	0.8	0.008	0.020	0.031
E			19.2			0.756
F			6.2			0.244
G	0.4	0.9	1.4	0.016	0.035	0.055
H	3.9	4.4	4.9	0.154	0.173	0.193
I			6.0			0.236
J	29.4	29.7	30.0	1.157	1.169	1.181
K	17.9	18.2	18.5	0.705	0.717	0.728


symbol

Soldering Process Requirements

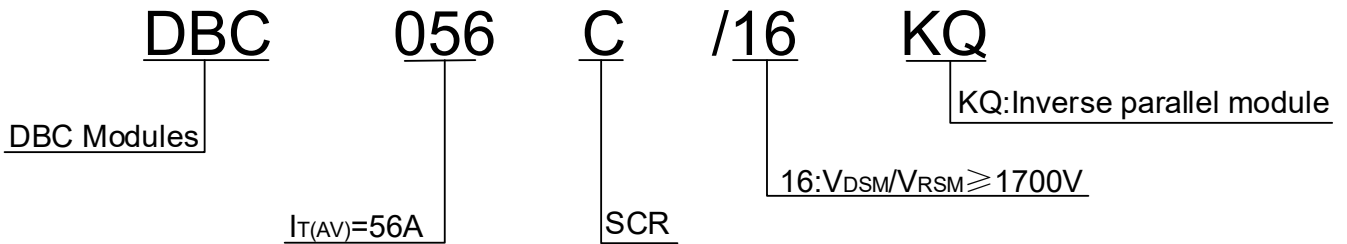
a. Hand soldering iron welding	
Soldering temperature	≤260°C
Soldering time	≤10s
b. Wave soldering (see figure at right)	
Preheating temperature	≤125°C
Preheating time	≤100s
Soldering temperature	≤260°C
Soldering time	≤10s



Working Conditions

- 1) No severe mechanical shock as impact and drop off in the process of transportation, storage and working of product.
- 2) Storage conditions
 - Temperature: 5~40°C
 - Relative humidity: ≤45%
 - Storage time: 3 days for the open package; 3 months for the closed package

Ordering Information



Information furnished in this document is believed to be accurate and reliable. However, JieJie Semiconductor Co., Ltd. assumes no responsibility for the consequences of use without consideration for such information nor use beyond it.

Information mentioned in this document is subject to change without notice, apart from that when an agreement is signed, JieJie complies with the agreement.

Products and information provided in this document have no infringement of patents. JieJie assumes no responsibility for any infringement of other rights of third parties which may result from the use of such products and information.

This document is the 1.3rd version which is made in 20-Oct.-2023. This document supersedes and replaces all information previously supplied.

is registered trademarks of JieJie Semiconductor Co., Ltd. Copyright©2023 Semiconductor Co., Ltd. Printed All rights reserved.